

SET TO BREAK THE MOLD. AGAIN.



An aerial photograph of two people swimming in clear, turquoise water. The water is so clear that the sandy bottom and some rocks are visible. The two people are swimming towards the bottom left of the frame. The person in front is wearing a dark bikini, and the person behind is wearing a light-colored bikini. The overall scene is bright and serene.

# EXUMA

FULLY FISH, DIVE,  
CRUISE, AND EXTENDED  
STAY CAPABLE

# EXUMA

The Exuma yacht is designed to provide your family and friends with the ability to fish, dive, and explore, everything the islands have to offer. The Exuma will take you there in the world's most versatile and luxuriously appointed yacht built today.



EXUMA S5 >



EXUMA SF5 >



EXUMA HTC5 >



EXUMA HTF5 >



EXUMA HTC6 >

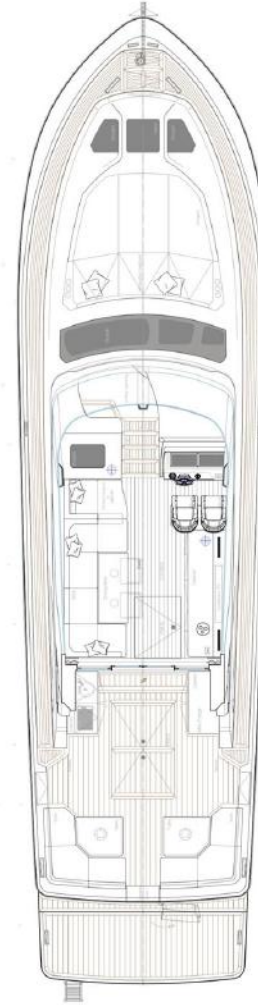
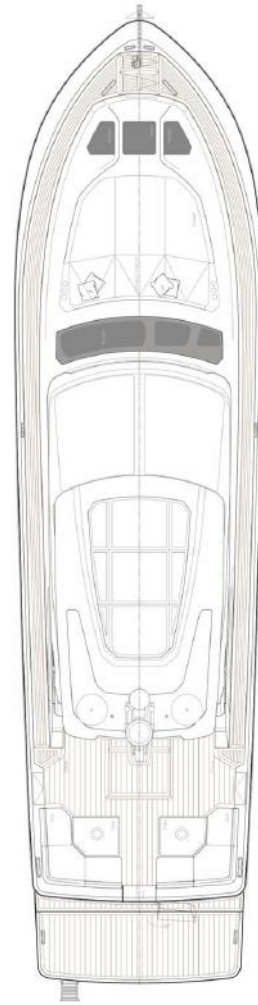
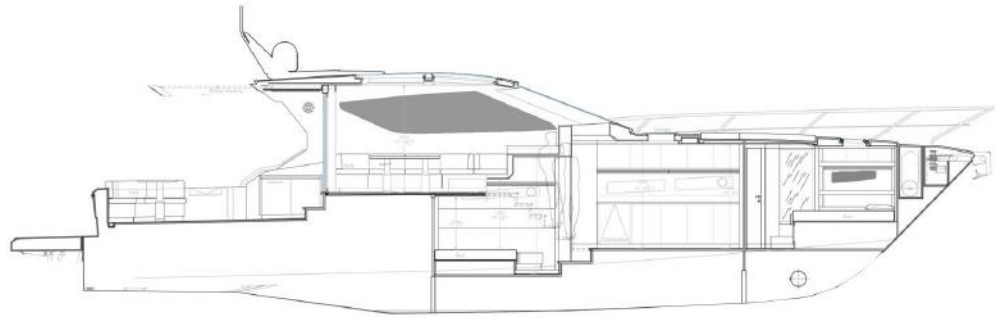


EXUMA HTC7 >



**HTC6**





# SPECIFICATIONS

## PRINCIPAL SPECIFICATIONS

Length overall	18.77 m / 61' 7" ft
Beam – (maximum)	4.96 m / 16' 3" ft
Depth under propellers	1.57 m / 5' 2" ft
Full load displacement	28,000 kg / 61,500 lbs
Light displacement	23,500 kg / 52,000 lbs
Persons	16
Beds	6 – +1crew
CE Omologation	A

## FUEL . WATER . ENGINE

Fuel tank capacity	2,660 litri / 703 US gals
Fresh water tank	930 litri / 246 US gals
Gery water tank	180 litri / 48 US gals
Black water tank	215 litri / 57 US gals
Standard engines	MAN 2x i6-800 HP
Optional engines	MAN 2 x 1000 HP
Optional engines	MAN 2 x 1200 HP
Optional engines	MAN 2 x 1300 HP
Optional engines	Volvo 2x IPS 1200 HP
Optional engines	Volvo 2x IPS 1350 HP
MAX power	2 x 772 kW
MAX speed	35 – 43 knots



**uniesse**

WWW.UNIESE.COM +1 (305) 740-5199