

SET TO BREAK THE MOLD. AGAIN.





HT

BUILT FOR HIGH-DEMAND,
LONG RANGE, OFFSHORE
CRUISING

HT


The Uniesse HT was built for high-demand, long range, offshore cruising. From Miami to Nantucket, the Uniesse HT has crossed these seas in conditions that left other yachts at the dock.



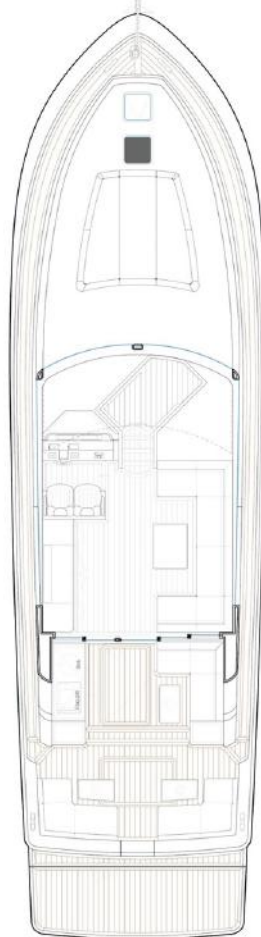
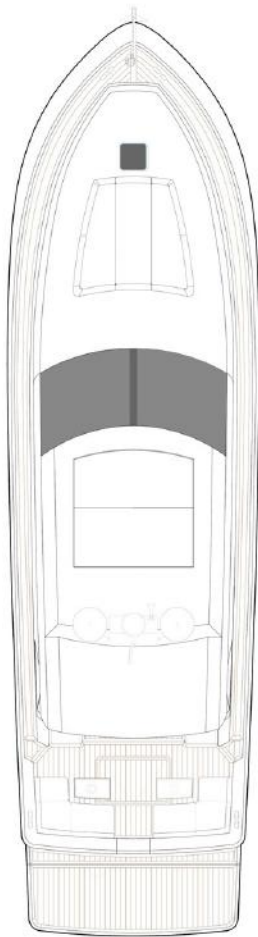
HT 6 >



HT 6



HT 6





SPECIFICATIONS

PRINCIPAL SPECIFICATIONS

Length overall	18.72 m / 61' 5" ft
Beam – (maximum)	5.00 m / 16' 5" ft
Depth under propellers	TBA
Full load displacement	TBA
Light displacement	TBA
Persons	16
Beds	6
CE Omologation	TBA

FUEL . WATER . ENGINE

Fuel tank capacity	TBA
Fresh water tank	TBA
Gery water tank	TBA
Black water tank	TBA
Standard engines	TBA
Optional engines	TBA
Optional engines	TBA
Optional engines	TBA
Optional engines	TBA
MAX speed	TBA



uniesse

WWW.UNIESE.COM +1 (305) 740-5199